

26" CLASS (26.0" MEASURED DIAGONALLY)

26LD352C

LCD TV

LCD Commercial Widescreen Integrated HDTV



PUBLIC DISPLAY SETTINGS - CLONING CAPABLE

LARGER, EASIER TO READ CHANNEL BANNER
(Menu selectable)

BED 1/2/3/4 CONTROLLABILITY
when used with Optional 124-213-10 remote

RESIDENT - SIMPLE 7 BUTTON SANITARY MEMBRANE
REMOTE CONTROL
optional, sold separately

 EcoSmart™
Energy Saving Levels
 RoHS COMPLIANT

DYNAMIC CONTRAST RATIO
50,000:1

NATIVE DISPLAY RESOLUTION
1366 X 768

BUILT-IN ATSC/NTSC/QAM CLEAR TUNER

INVISIBLE SPEAKER SYSTEM
Hidden speaker grilles

LG'S EXCLUSIVE XD ENGINE®

USB 2.0 MEDIA HOST FOR PHOTOS AND MUSIC

USB CLONING

CLEAR VOICE II

REAL CINEMA™

2 HDMI™ INPUTS WITH HDCP
V.1.3 with deep color

AUTO SENSING REMOTE JACK PACK (RJP) COMPATIBLE*

2-YEAR LIMITED WARRANTY
(parts/labor)

*NOTE: Contact your LG Sales representative on the RJPs that are compatible with the LD352C series.

**ENERGY
GUIDE**

The estimated annual energy cost determined in accordance with 16 CFR Part 305.5 for model 26LD352C is \$12 respectively.

"Your energy cost depends on your utility rates and use. The estimated cost is based on 11 cents per kWh and 5 hours of use per day. For more information, visit www.ftc.gov/energy."¹

¹FTC Television labeling rule (18 CFR Part 305, as added by 76 Fed. Reg. 1038 (Jan 6, 2011)).

www.LGolutions.com

 **LG**
Life's Good



green LIFE'S GOOD...

WHEN IT'S GREEN.

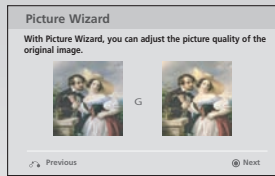
LG is committed to improving product development, manufacturing and usage to meet the demand for environmentally friendlier products. Our LD352C televisions have technologies to reduce power consumption and in return increase **cost savings** per room. We've also placed limits in the amounts of harmful materials used in these televisions.

- **EcoSmart**
Energy Saving Levels - Manually select your choice for the brightness level for the television.
- **RoHS Compliant**
Meets directive on restriction of hazardous substances.

FEATURES



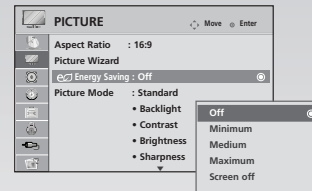
LG's newest core technology, Picture Wizard, enables easy self-calibration by providing on-screen reference points for key picture quality elements such as black level, color, tint, sharpness and backlight levels. By using this easy-to-use calibration process, the picture setting can be set to better fit the type of room application.



Dramatization

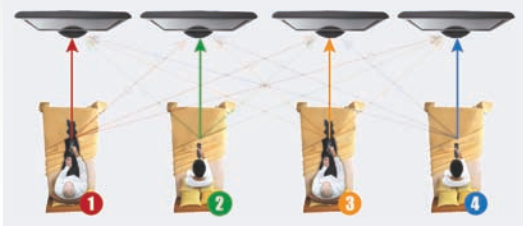
ENERGY SAVING LEVELS

Manually select your choice for the brightness level for the television. By selecting Minimum, Medium, or Maximum, the power consumption will be reduced and an increase in energy savings can be achieved. (Note: Selecting minimum level may slightly increase power consumption on some models)



BED 1/2/3/4 REMOTE CONTROLLABILITY (with optional remote)

LG TVs with Bed 1/2/3/4 function eliminates the remote control signal interference between TVs in multiple dwelling rooms. This system will work using the same LG TV model.



Six distinct processes contribute to picture improvement. LG's XD Engine® takes the low resolution of analog signals to near HD levels by improving brightness, contrast, detail and enhancing color as well as reducing signal noise.



Dramatization



Dramatization

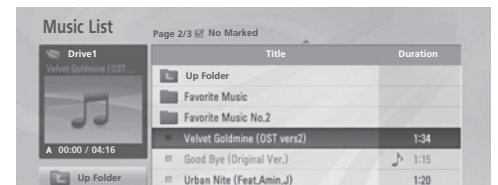
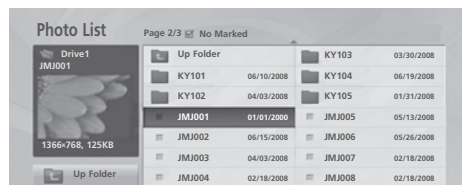
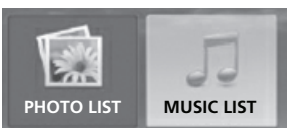
OPTIONAL ACCESSORY SIMPLE 7 BUTTON REMOTE

Resident / Simple 7 button sanitary membrane remote control. Model: 124-213-10 (sold separately)



USB 2.0 MEDIA HOST

USB 2.0 will support JPG and MP3 files from a USB storage device.



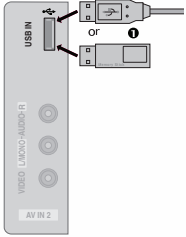
PUBLIC DISPLAY SETTINGS

When used in public areas, these HDTVs can be easily programmed by the installer to have the TV turn on at a specified channel/volume level, set the minimum/ maximum volume, lock out the control panel/remote, set the aspect ratio, and return to a factory reset. By using Power Management, these displays can be programmed to turn off if there has been no activity (remote or control panel buttons) for a preset time (1-7) hours.

Public Display Setting	
Public Display Mode	No
Start Channel	No
Ch. Type	TV
Major	2
Minor	0
Minimum Volume	0
Maximum Volume	100
Start Volume Level	No
Power Management Setting	No
Key Management	1
Factory Reset	0
Aspect Ratio	0

USB CLONING

USB cloning will allow for easy transfer of Public Display Settings from the "Master TV" to an unlimited number of same type televisions.



DIMENSIONS

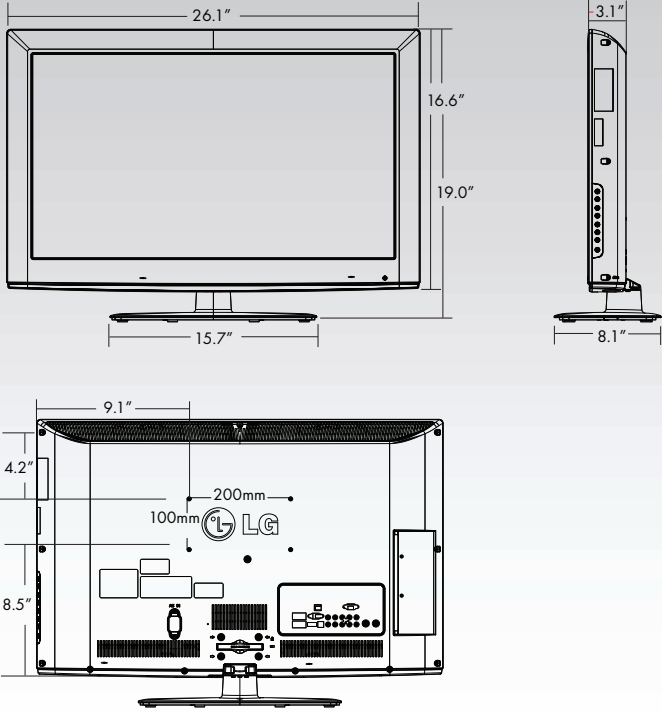
invisible SPEAKER

SOUND IS HEARD, NOT SEEN

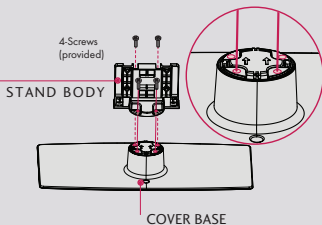
Enjoy a combination of smart technology and stylish design with the invisible speaker system custom tuned by audio expert Mr. Mark Levinson. This unique system provides a clean, polished look and an enhanced auditory experience by increasing the sweet spot and providing a wider sound field.



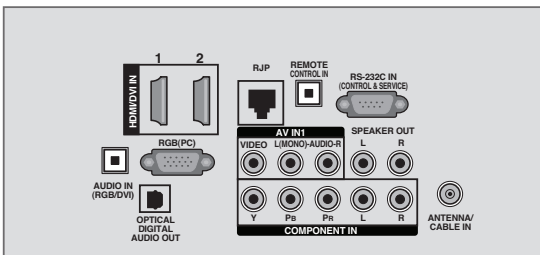
26LD352C



MOUNTING HOLES ON STAND ATTACHING THE TV TO A DESK



REAR JACK PANEL



SIDE JACK PANEL



SPECIFICATIONS

LCD SPECIFICATION

BLU Type (Backlight)	CCFL
Screen Size (Class)	26" class (26.0" measured diagonally)
Native Display Resolution	1366 x 768
Brightness (cd/m ²)	450
Dynamic Contrast Ratio	50,000:1
Viewing Angle	178°/178°
Color Reproduction	8 Bit
Response Time	5ms
Frame Rate	60Hz
True Viewing Angle	Yes
Life Span (Typical)	60,000 hrs

BROADCASTING SYSTEM

Analog	Yes
ATSC/NTSC/Clear QAM	Yes

VIDEO

XD Engine	Yes
Aspect Ratio Correction	Yes (16:9/Just scan/Set by program /4:3 /Zoom / Cinema Zoom)
Color Temperature Control	Yes (Cool/Medium/Warm)
Picture Status Mode	Yes (Vivid/Standard/Cinema/Sport /Game/ Expert 1/Expert 2)

Just Scan 0% Over Scan	
HDMI	1080p/1080i/720p
Component	1080p/1080i/720p
RF/DTV	1080i/720p

24p Real Cinema (24p 5:5/2:2 Pull down)	Yes
Eye Care (Anti Dazzling)	Yes
Fresh White (Clear white)	Yes
Expert Mode/ ISF Ready	Yes
Picture Wizard	Yes
AV Mode (Cinema/Game/Sport)	Yes
xvYCC	Yes
DTV Signal Strength	Yes

AUDIO

Audio Output Power (Watts - THD 10%)	10W + 10W
Speaker System	1 Way 2 Speakers
Dolby Digital Decoder	Yes
Surround System	Infinite Sound
Invisible Speaker	Yes
Sound Mode	5 modes (Standard, Music, Cinema, Sport, Game)
Clear Voice II	Yes

SPECIAL FEATURES

IP Streaming	Yes
Public Display Settings	Yes, V2.5
Bed 1/Bed 2/ Bed 3/ Bed 4 Control	Yes
Smart Energy Saving	Yes (Backlight Control & Video Mode)
Pro:Centric (EPG)	Yes
Auto-Sensing RJP compatible	Yes (with select RJP versions)
Picture Wizard	Yes
Backlight Control	Yes
USB Cloning	Yes
USB 2.0	JPG/MP3
USB Link Loader (USB Cloning)	Yes
Splash Image	Yes
1080p Source Input	
HDMI	60p/30p/24p
Component	60p/30p/24p
RGB	VXGA
A/V Input Navigation	Yes
Input Labeling	Yes
LG SIMPLINK™ (HDMI CEC)	Yes
Parental Control w/V-Chip	Yes

Key Lock	Yes
Customizable Closed Caption/Sub-title	Yes
Quick View (Flashback)	Yes
e-streamer	Yes
TVLink Tuner/Loader	Yes

CONVENIENCE FEATURES

Language	English/Spanish/French/Korean
Alvin UI	Yes
Auto Tuning/Programming	Yes
Channel Add/Delete	Yes
Favorite Channel Programming	Yes
Auto/Manual Clock	Yes
On/Off Timer	Yes
Sleep Timer	Yes
Auto Off/Auto Sleep (When no video is present)	Yes

AUDIO/VIDEOINPUTS/OUTPUTS

RF In (Antenna/Cable)	1
AV In	1
L/R Audio/Composite Video In	1 (rear), 1
HD Component Video In (Y, Pb, Pr) + L/R Audio	1 (L/R 2W each)
Variable Audio (External Speaker) Out	1 (L/R 2W each)
Digital Audio Out (Optical)	1
HDMI/HDCP Input (V1.3 with Deep Color)	2
RGB In (D-Sub 15pin) - PC	1
PC Audio Input	1
RS-232c In (Control/Service)	1
USB 2.0 Input	1 (Side) Media Host (JPEG, MP3), Cloning, and Service

Remote Control Port In	1
RJ45 (for RJP interface)	Yes

CABINET/ACCESSORIES

Cabinet Color	Glossy Black
Swivel Stand (degrees)	+20° / -20°
Fire Retardant Cabinet Material	Yes
Kensington Security System Slot	Yes
VESA® Mount Compliant (WxH)	200mm x 100mm, M4 screw
Multi Remote IR code (Bed 1/2/3/4)	Yes (with optional 124-213-10 remote)
Power Cord	Yes
Owner's Manual	3 (CD, Simple book, PDM manual)
Remote Control	Yes

POWER

Voltage, Hz	100V - 240V, 50/60 Hz
Stand-by Mode (typ.)	0.2W
Power Consumption (typ.)	60W
Dynamic Power Savings	Yes
Static Power Savings	Yes

REQUIRED APPROVALS

RoHS Compliant	Yes
CEC Compliant	Yes
UL, cUL, NOM	Yes

DIMENSIONS & WEIGHT

TV without stand (WxHxD)	26.1" x 16.6" x 3.1"
TV with stand (WxHxD)	26.1" x 19.0" x 8.1"
Shipping Dimensions (WxHxD)	30.3" x 20.7" x 7.5"
TV without stand weight	13.6 lbs
TV with stand weight	16.1 lbs
Shipping Weight	20.9 lbs

SERVICE/LIMITED WARRANTY

UPC CODE	
26LD352C	7 19192 90238 1
Optional Accessory 124-213-10	7 19192 90191 9

www.LG solutions.com

LG Electronics U.S.A., Inc.
Commercial Displays
2000 Millbrook Drive
Lincolnshire, IL 60069

Customer Service: 888.865.3026
www.LG solutions.com/support

Contact your LG regional sales representative:
Vertical Markets: 800.897.8788
Channel: 800.897.8871
Hospitality: 800.228.1236
E-mail: info@LG solutions.com



LG
Life's Good

SPEC_26LD352C_081118_PR



All screen images are simulated. Dimensions and weights are approximate. Design, features and specifications subject to change without notice.

© Copyright 2011 LG Electronics USA, Inc. All Rights Reserved. "LG Life's Good" is a registered trademark of LG Corp. XD Engine is a registered trademark of LG Electronics, Inc. HealthView and EcoSmart are trademarks of LG Corp. Dolby and the double-D symbol are registered trademarks of Dolby Laboratories. SRS and the SRS symbol, TruSurround XT and WOW are trademarks or registered trademarks of SRS Labs, Inc. VESA is a trademark of Video Electronics Standards Association. All other product and brand names are trademarks or registered trademarks of their respective companies.

Printed in the USA. August 2011